




-  Green Lines indicate the bleed edge.
-  Red Dashed Lines indicate the die cut area.
-  Yellow Lines indicate maximum imprint area.