




2.5" x 2.75" Tooth Shape

-  Pink lines indicate the bleed edge.
-  Black line indicate the die cut area.
-  Green line indicate safe area.